



FUNDACIÓN RAFA NADAL

Abridged Annual Accounts for the financial year 2015 with the Audit Report on the Annual Accounts

*(Translation of the report originally issued in
Spanish. In the event of discrepancy, the Spanish
Language version prevails)*

FUNDACIÓN RAFA NADAL

AUDIT REPORT ON THE ABRIDGED ANNUAL ACCOUNTS

Independent audit report on the abridged annual accounts

(Translation of the report originally issued in Spanish based on our work performed in accordance with generally accepted auditing standards in Spain. In the event of a discrepancy, the Spanish-language version prevails)

To the board of Trustees of **FUNDACIÓN RAFA NADAL**:

Report on the Abridged Annual Accounts

We have audited the attached abridged annual accounts of the **FUNDACIÓN RAFA NADAL**, which comprise the abridged balance sheet as at 31 December 2015, the abridged income statement and the notes thereto.

Responsibility for the Abridged Annual Accounts

The board of Trustees are responsible for preparing the attached abridged annual accounts, in such a way that they express the true and fair view of the net equity, the financial situation and the results of **FUNDACIÓN RAFA NADAL** in accordance with the regulatory framework of financial information applicable to Foundations in Spain, (as identified in Note 2 of the attached notes to the abridged annual accounts), and of the internal control deemed necessary to enable the preparation of abridged annual accounts free of material misstatements, whether due to fraud or error.

Auditor's Responsibility

Our responsibility is to express an opinion on these abridged annual accounts based on our audit. We conducted our audit in accordance with the regulations governing the audit of accounts in force in Spain. Those regulations require that we comply with ethical requirements and plan and perform the audit to obtain reasonable assurance about whether the abridged annual accounts are free from material misstatement.

An audit involves performing procedures to obtain audit evidence for the amounts and disclosures in the abridged annual accounts. The procedures selected depend on the auditor's judgment, including the assessment of the risks of material misstatements of the abridged annual accounts, whether due to fraud or error. In making those risk assessments, the auditor considers internal control relevant to the entity's preparation and fair presentation of the abridged annual accounts in order to design audit procedures that are appropriate in the circumstances, but not for the purpose of expressing an opinion on the effectiveness of the entity's internal control. An audit also includes evaluating the appropriateness of the accounting policies used and the reasonableness of the accounting estimates made by management, as well as evaluating the overall presentation of the abridged annual accounts.

We believe that the audit evidence that we have obtained is sufficient and appropriate to provide a basis for our audit opinion.

Opinion

In our opinion, the attached abridged annual accounts present, in all material respects, the net worth and the financial position of **FUNDACIÓN RAFA NADAL** as at 31 December 2015, and of the results of its operations for the year then ended in accordance with the applicable financial reporting regulatory framework and, in particular, with the accounting principles and rules contained therein.

BDO Auditores, S.L.P.



Ignacio Algás
Audit Partner

June 14, 2016

FOUNDATION: RAFA NADAL

REGISTRATION NO.: 1539


EMPLOYER IDENTIFICATION NO.: G57533473

YEAR: 2015

NOTES TO THE ABRIDGED FINANCIAL STATEMENTS

Translation of a report originally issued in Spanish based on our work performed in accordance with the audit regulations in force in Spain and of consolidated financial statements originally issued in Spanish and prepared in accordance with the regulatory financial reporting framework applicable to the Group (see Notes 3 and 22). In the event of a discrepancy, the Spanish-language version prevails.

Fdo.: The Secretary



Vº Bº: The Chairman



FOUNDATION RAFA NADAL

ABRIDGED BALANCE SHEET AT 31 DECEMBER 2015 (Euros)

ASSETS	Notes	2015	2014
A) NON-CURRENT ASSETS		2.425.109,90	391.895,90
I. Intangible assets	5	305.435,95	311.940,65
II. Historical Heritage Assets			
III. Tangible assets	5	1.115.690,30	75.971,60
IV. Investment property			
V. Non-current investments in Group companies and associates			
VI. Non-current financial assets	7	1.003.983,65	3.983,65
VII. Deferred tax assets			
VIII. Non-current debtors:			
1. Users			
2. Sponsors and affiliates			
3. Other			
B) CURRENT ASSETS		1.477.723,08	1.544.636,18
I. Non-current assets classified as held for sale			
II. Inventories		2.475,90	2.710,90
III. Users and other debtors of the activity			
1. Group companies			
2. Associates Companies			
3. Other			
IV. Trade and other receivables	7	66.252,27	37.463,99
V. Current investments in Group companies and associates			
VI. Current financial assets		0,00	300.000,00
VII. Current prepayments and accrued income		2.306,22	2.445,53
VIII. Cash and cash equivalents	8	1.406.688,69	1.202.015,76
TOTAL ASSETS (A+B)		3.902.832,98	1.936.532,08

EQUITY AND LIABILITIES	Notes	2015	2014
A) EQUITY		2.858.999,80	1.804.750,50
A-1) Shareholders' equity	12	2.554.148,87	1.493.592,31
I. Foundation endowment		30.000,00	30.000,00
1. Foundation endowment		30.000,00	30.000,00
2. (Purse not required foundational)*			
II. Reserves			
III. Surplus from previous years**		1.460.111,69	1.261.506,99
IV. Surplus for the year		1.064.037,18	202.085,32
A-2) Adjustments for changes in value **			
A-3) Grants, donations or gifts and legacies received	15	304.850,93	311.158,19
B) NON-CURRENT LIABILITIES		651.405,75	0,00
I. Long-term provisions			
II. Non-current payables	9	651.405,75	0,00
1. Bank borrowings		651.405,75	0,00
2. Obligations under finance leases			
3. Other financial liabilities			
III. Non-current payables to Group companies and associates			
IV. Deferred tax liabilities			
V. Non-current accruals and deferred income			
VI. Non-current payables		0,00	0,00
1. Payable to suppliers		0,00	0,00
2. Beneficiaries			
3. Other			
C) CURRENT LIABILITIES		392.427,43	132.081,58
I. Liabilities associated with non-current assets classified as held for sale			
II. Short-term provisions		22.131,96	22.131,96
III. Current payables	9	94.381,61	0,00
1. Bank borrowings		94.381,61	0,00
2. Obligations under finance leases			
3. Other financial liabilities			
IV. Current payables to Group companies and associates			
V. Beneficiaries, Creditors			
1. Group companies			
2. Associates companies			
3. Other			
VI. Trade and other payables	9 y 11	274.606,89	100.826,01
1. Payable to suppliers		60.131,35	12.723,34
2. Other creditors		214.475,54	88.102,67
VII. Current accruals and deferred income		1.306,97	9.123,61
TOTAL EQUITY AND LIABILITIES (A+B+C)		3.902.832,98	1.936.832,08

* Its sign is negative

** Your sign can be positive or negative

The accompanying notes 1 to 19 are an integral part of the abridged balance sheet at 31 December 2015

Fdo.: The Secretary

Vº Bº: The Chairman




FOUNDATION RAFA NADAL

ABRIDGED INCOME STATEMENT FOR 2015 ENDED YEAR AT 31 /12 / 2015 (Euros)

	Notes	(SHOULD) HAVE 2015	(SHOULD) HAVE 2014
A. Surplus for the year			
1. Income from the activity	16.3	2.275.707,25	1.229.324,17
a) Odds of partners and affiliates			
b) User Contributions			
c) Income promotions, sponsors and collaborations		828.000,26	352.242,65
d) Grants, donations and legacies charged surplus for the year		1.447.706,99	877.081,52
d) Repayment of grants and allocations			
2. Sales and other revenue from commercial activity		13.514,82	13.727,34
3. Aid and other expenses	14	-237.894,49	-380.503,98
a) monetary aid		-237.894,49	-380.503,98
b) Non-cash aid			
c) Collaborations and expenses of the governing body			
d) Repayment of grants, donations and bequests			
4. Changes in inventories of finished goods and work in progress	14	-235,00	-1.631,25
5. Work performed by the entity and capitalized			
6. Procurements	14	-573.515,56	-340.445,31
7. Other income from operations	16.3	11.574,11	12.254,87
a) Sundry and other management	14	11.574,11	12.254,87
b) Grants, donations and legacies of exploitation affects market activity			
8. Staff costs	14	-220.487,49	-145.995,09
9. Other business expenses	14	-180.780,42	-174.861,74
10. Depreciation and amortization	5	-22.526,44	-14.250,53
11. Grants, donations and bequests transferred to capital surplus for the year	15	6.307,26	4.204,84
a) Affected by the activity		6.307,26	4.204,84
b) Affected the business activity			
12. Excess provisions			
13. Impairment and loss on disposal of fixed assets			
13*. Negative goodwill from business combinations			
13**. Other results			
A.1) SURPLUS OF ACTIVITY (1+2+3+4+5+6+7+8+9+10+11+12+13+13*+13**)		1.071.664,04	201.823,32
14. financial income		1.686,10	262,00
15. Financial charges		-9.312,96	0,00
16. Change in fair value of financial instruments			
17. Exchange differences			
18. Impairment and gains on disposal of financial instruments			
18*. Allocation of grants, donations and bequests of financial nature			
a) Affected by the activity			
b) Affected the business activity			
A.2) SURPLUS OF FINANCIAL TRANSACTIONS (14+15+16+17+18+18*)		-7.626,86	262,00
A.3) SURPLUS BEFORE TAXES (A.1+A.2)		1.064.037,18	202.085,32
19. Income tax			
A.4) CHANGES IN EQUITY RECOGNIZED IN EXCESS OF THE YEAR (A.3+19)		1.064.037,18	202.085,32
B. Income and expense recognized directly in equity **			
1. Grants received			
2. Donations and bequests			
3. Other income and expenses			
4. Tax effect			
B.1) CHANGES IN EQUITY INCOME AND EXPENSE RECOGNISED DIRECTLY IN EQUITY (1+2+3+4)			
C) Reclassifications surplus for the year			
1. Grants received			
2. Donations and bequests		-6.307,26	-4.204,84
3. Other income and expenses			
4. Tax effect			
C.1) CHANGES IN EQUITY FOR THE YEAR SURPLUS RECLASSIFICATIONS (1+2+3+4)		-6.307,26	-4.204,84
D) Changes in equity for income and expense recognized directly in equity (B.1+C.1) **		-6.307,26	-4.204,84
E) Adjustments for changes in criteria			
F) Adjustments for errors			
G) Variations in the foundation endowment			
H) Other changes			
I) TOTAL RESULT, CHANGES IN NET ASSETS FOR THE YEAR (A.4+D+E+F+G+H)		1.057.729,92	197.880,48

The accompanying notes 1 to 19 are an integral part of the abridged income statement for 2015

Fdo.: The Secretary

Vº Bº: The Chairman

3




Translation of abridged financial statements originally issued in Spanish and prepared in accordance with the regulatory financial reporting framework applicable to the Foundation (see Notes 2 and 20). In the event of a discrepancy, the Spanish-language version prevails.

NOTE 1. ACTIVITIES OF THE FOUNDATION

Per its bylaws, the objects of the Foundation are as follows:

- a.- To organize, inter alia, exhibition matches, charity matches, friendly matches, courses, congresses, auctions, conventions, conferences, competitions, exhibitions and seminars.
- b.- To publish and disseminate books, magazines, pamphlets and other publications aimed at furthering social development and employment.
- c.- The award of prizes, scholarships and economic aid.
- d.- To promote cooperation programs for the development and participation of volunteers and to provide sports-related information and technical assistance for the groups in society most in need.
- e.- To promote the organization of courses, programs and projects in the field of social welfare and cooperation for development, in collaboration with other entities.
- f.- Any other activity that might contribute to the achievement of the Foundation's goals.

The activities carried out in 2015 were as follows:

Activity 1: The Foundation signed three cooperation agreements in 2015 to finance the following projects:

- a.- Integration and sport project: collaboration agreement with Aldeas Infantiles SOS to promote the personal and social development of children and young people at risk of social exclusion, taking sport and sporting values to wherever children in situations of isolation and social exclusion might be.
- b.- Integral education project: this project relates to a cooperation agreement with the Vicente Ferrer Foundation, through a school of integral education and a tennis training and playing center, promoting tennis playing, teaching computer skills and English and providing educational support and food and healthcare. The beneficiaries are between 7 and 16 years old.
- c.- More than tennis project: this project, in collaboration with Special Olympics Spain, promotes tennis among young people with intellectual disabilities in Spain with a view to integrating them into society on an equal-opportunity basis through sport.

Activity 2: the sale of products through a contract with the company E-Solutions. This company makes an annual financial settlement to the Foundation.

Activity 3: Construction of a social rehabilitation center in Palma de Mallorca on land donated by the city of Palma de Mallorca (see Notes 4.1 and 5).

Activity 4: Junior tennis circuit for Spanish children category over 13 and over 15 regularly registered and licensed by Royal Spanish Tennis Federation.



Activity 5: Funding a scholarship for students without resources to study at US universities.

Activity 6: Charity Gala Dinner in Paris for resources by selling tables, sponsorships and donations from companies.

The registered office of the Foundation is:

Foundation Rafa Nadal ("the Foundation" or "the Entity") was set up on 20 November 2007 with its registered office at calle Pau Claris, number 155, 3^o 1^a, Barcelona. On 24 April 2012, the Board of Trustees resolved to move the registered office to Avenida Diagonal, number 618, Planta 5^a, puerta A, Barcelona.

The Foundation has had its own legal personality and full legal capacity to act since it was legally formed, with no limitations other than those expressly provided for by law or by its bylaws.

Until 11 February 2013 the Foundation was registered in the Foundations Registry of the former Spanish Ministry of Health, Social Policy and Equality under no. 07-0053. Since that date and in accordance with the general interest of its aims, the Foundation has been registered in the Foundations Registry of the current Spanish Ministry of Education, Culture and Sport under national no. 1,539 (identification no.: G-57.533.473).

The Foundation operates throughout Spain and also operates internationally.

Its reporting period runs from 1 January to 31 December.


In view of the activities carried on by the Foundation, it does not have any environmental liability, expenses, assets, provisions or contingencies that might be material with respect to its equity, financial position or results. Therefore, no specific disclosures relating to environmental issues are included in these notes to the abridged financial statements.

NOTE 2. BASIS OF PRESENTATION OF THE ABRIDGED FINANCIAL STATEMENTS

Fair presentation and regulatory financial reporting framework applicable to the Foundation.

The accompanying abridged financial statements, which were obtained from the Foundation's accounting records, are presented in accordance with the regulatory financial reporting framework applicable to the Foundation and, accordingly, present fairly the Foundation's equity, financial position and results of operations for 2014. In particular, the regulatory financial reporting framework applicable to the Foundation consists of:

- a.- The Spanish Commercial Code and all other Spanish corporate law.
- b.- Foundations Law 50/2002, of 26 December, and Law 49/2002, of 23 December, on the tax regime of not-for-profit entities and tax incentives for patronage, and the related implementing regulations.
- c.- The Spanish National Chart of Accounts approved by Royal Decree 1514/2007 and its industry adaptations; in particular, Royal Decree 1491/2011, of 24 October, approving the rules adapting the Spanish National Chart of Accounts for not-for-profit entities and the action plan model for not-for-profit entities. Also, the Spanish Accounting and Audit Institute (ICAC) Resolution approving the Spanish National Chart of Accounts for not-for-profit entities, of 26 March 2013.



d.- The mandatory rules approved by the Spanish Accounting and Audit Institute in order to implement the Spanish National Chart of Accounts and the relevant secondary legislation.

e.- All other applicable Spanish accounting legislation.

These abridged financial statements, which were formally prepared by the Board of Trustees, will be submitted for approval by the Board of Trustees, and it is considered that they will be approved without any changes. The abridged financial statements for 2014 were approved by the Foundation's Board of Trustees on 16 June 2015.

Non-obligatory accounting principles applied.

No non-obligatory accounting principles were applied. Also, the Foundation's Board of Trustees formally prepared these abridged financial statements taking into account all the obligatory accounting principles and standards with a significant effect hereon. All obligatory accounting principles were applied.

Key issues in relation to the measurement and estimation of uncertainty.

In preparing the accompanying abridged financial statements estimates were made by the Board of Trustees in order to measure certain of the assets, liabilities, income, expenses and obligations reported herein. These estimates relate basically to the following:

- 1.- The useful life of intangible assets and property, plant and equipment (see Notes 4.1 and 4.2).
- 2.- The calculation and estimation of provisions (see Note 4.10).

Although these estimates were made on the basis of the best information available at 2015 year-end, events that take place in the future might make it necessary to change these estimates (upwards or downwards) in coming years. Changes in accounting estimates would be applied prospectively.

Comparative information.

The accompanying abridged financial statements for 2015 are the second that the Foundation's Board of Trustees has prepared in accordance with the rules adapting the Spanish National Chart of Accounts for not-for-profit entities approved by Royal Decree 1491/2011. Therefore there is no cause that prevents compare the accounts with those of the year preceding it.

Items included under several line items.

Certain items in the abridged balance sheet and abridged income statement are grouped together to facilitate their understanding; however, whenever the amounts involved are material, the information is broken down in the related notes to the abridged financial statements.

Changes in accounting policies.

In 2015 there were no significant changes in accounting policies with respect to those applied in 2014.

Correction of errors.

No errors were corrected in the figures for 2015 or in the comparative figures.

Fdo.: The Secretary



Vº Bº: The Chairman



NOTE 3. DEFICIT FOR THE YEAR

Proposed allocation of the deficit for the year:

The proposed allocation of the positive surplus for 2015 that the Foundation's Board of Trustees will submit for approval by the Board of Trustees is as follows:

BASIS OF ALLOCATION	Amount
Deficit for the year	1.064.037,18
Prior years' surplus/deficit	
Voluntary reserves	
Other, unrestricted, reserves	
TOTAL	1.064.037,18

ALLOCATION TO	Amount
Endowment fund	
Special reserves	
Voluntary reserves	
Prior years' surplus/deficit	1.064.037,18
Offset of prior years' deficit	
TOTAL	1.064.037,18

Information on the legal limitations on the allocation of surpluses/deficits:

There are no legal limitations on the allocation of deficits.

NOTE 4. ACCOUNTING POLICIES

The main accounting policies used by the Foundation in preparing its abridged financial statements for 2015, in accordance with Royal Decree 1491/2011, of 24 October, approving the rules for the adaptation of the Spanish National Chart of Accounts for not-for-profit entities and the action plan model for not-for-profit entities, to the extent that those rules do not contradict the Spanish National Chart of Accounts, were as follows:


4.1.- Intangible assets.

As a general rule, intangible assets are recognized initially at acquisition cost. They are subsequently measured at cost less any accumulated amortization and any accumulated impairment losses. These assets are amortized over their years of useful life.


Computer software:

The Foundation recognizes under "Computer Software" the costs incurred in the acquisition and development of computer programs, including website development costs. Computer software maintenance costs are recognized with a charge to the income statement for the year in which they are incurred. Computer software is amortized on a straight-line basis over four years.

Fdo.: The Secretary



Vº Bº: The Chairman



Administrative concessions:

On 30 April the Town Council of Palma de Mallorca agreed in granting the concession of a plot of land for the Foundation. The concession has as its purpose the development of a social rehabilitation program aimed to children based on the sport practice and the development of educational, social and familiar support programs in a sector of the city formed, mainly, by two neighborhoods that have high percentages of social exclusion. The concession has been granted for a period of 50 years and it is free of charge.

Likewise, the Foundation is committed to carry out the work realization and maintenance, constructions and facilities financing with own and third party funds but on no account resorting to a mortgage the property right of the works for the fulfillment of the purpose of the concession.

The heading "Intangible assets - administrative concessions" includes the fair value of the land according to a report conducted by an independent expert dated May 15, 2015.

4.2.- Property, plant and equipment.

Property, plant and equipment are initially recognized at acquisition cost and are subsequently reduced by the related accumulated depreciation and by any impairment losses recognized.

Property, plant and equipment upkeep and maintenance expenses are recognized in the abridged income statement for the year in which they are incurred. However, the costs of improvements leading to increased capacity or efficiency or to a lengthening of the useful lives of the assets are capitalized.

The Foundation depreciates its property, plant and equipment by the straight-line method at annual rates based on the years of estimated useful life of the assets, the detail being as follows:

Elements	Percentage of Amortization
Plant	12%
Other fixtures	15%
Furniture	10%
Computer hardware	20%
Transport equipment	20%
Buildings	3%

Whenever there are indications of impairment, the Foundation tests the tangible assets for impairment to determine whether the recoverable amount of the assets has been reduced to below their carrying amount.

Impairment is considered to exist when the carrying amount of an asset is higher than its recoverable amount, which is understood to be the higher of fair value less costs to sell and value in use. For these purposes, value in use is determined on the basis of replacement cost.

At 31 December 2015, the Foundation's Board of Trustees considered that there were no indications that the Foundation's assets might have become impaired.



4.3.- Leases.

Leases are classified as finance leases whenever the terms of the lease transfer substantially all the risks and rewards incidental to ownership of the leased asset to the lessee. All other leases are classified as operating leases.

Operating leases

Lease expenses from operating leases are recognized in profit or loss on an accrual basis.

A payment made on entering into or acquiring a leasehold that is accounted for as an operating lease represents prepaid lease payments that are amortized over the lease term in accordance with the pattern of benefits provided.

4.4.- Financial instruments.

Financial assets:

The financial assets held by the Foundation are classified in the following categories:

Loans and receivables:

Financial assets arising from the sale of goods or the rendering of services in the ordinary course of the Foundation's business, or financial assets which, not having commercial substance, are not equity instruments or derivatives, have fixed or determinable payments and are not traded in an active market. This category includes long-term guarantees provided to third parties.

Investments held to maturity:

They correspond to debt securities with a fixed maturity date, which involve charges or determinable amount, and for which the Foundation has the intention and ability to retain until maturity.

They are initially measured at fair value, which equals the fair value of the consideration paid plus transaction costs are directly attributable.

In subsequent valuation they are measured at amortized cost. The interests are recognized in the Profit and Loss, by applying the effective interest rate.

At year end, the necessary value adjustments are made if there is objective evidence that the value of an asset has deteriorated. The impairment loss correspond to the difference between book value and market value of the instruments.

Initial recognition:

Financial assets are initially recognized at the fair value of the consideration given, plus any directly attributable transaction costs.

Subsequent measurement:

Loans and receivables are measured at amortized cost.

The Foundation derecognizes a financial asset when the rights to the cash flows from the financial asset expire or have been transferred and substantially all the risks and rewards of ownership of the financial asset have also been transferred.



However, the Foundation does not derecognize financial assets, and recognizes a financial liability for an amount equal to the consideration received, in transfers of financial assets in which substantially all the risks and rewards of ownership are retained the Foundation unsubscribe financial assets when they expire or have given the rights to the cash flows of the financial assets and have been substantially transferred the risks and rewards or ownership.

Financial liabilities:

Financial liabilities include accounts payable by the Foundation that have arisen from the purchase of goods or services in the normal course of the Foundation's business and those which, not having commercial substance, cannot be classed as derivative financial instruments.

Accounts payable are initially recognized at the fair value of the consideration received, adjusted by the directly attributable transaction costs. These liabilities are subsequently measured at amortized cost.

The Foundation derecognizes financial liabilities when the obligations giving rise to them cease to exist.

4.5.- Inventories.

Inventories are initially recognized at acquisition or production cost. Trade discounts, rebates, other similar items and interest included in the face value of the related payables are deducted in determining the costs of purchase. Inventories received for no consideration are recognized at fair value.

Production cost includes the costs of direct materials and, where applicable, direct labor and production overheads.

Also, the Foundation distinguishes between inventories that generate cash flows and those which do not, the latter being those whose purpose is not to generate an economic benefit but rather to contribute to the achievement of the Foundation's objective of serving society.

The Foundation writes down its inventories when their realizable value is lower than their carrying amount. Net realizable value is the estimated selling price less the estimated costs of completion and costs to be incurred in marketing, selling and distribution. In order to determine the amount of any write-down in the case of inventories that do not generate cash flows, the recoverable amount of the inventories is taken to be the higher of net realizable value and replacement cost.


4.6.- Foreign currency transactions.

The Foundation's functional currency is the euro. Therefore, transactions in currencies other than the euro are deemed to be "foreign currency transactions" and are recognized by applying the exchange rates prevailing at the date of the transaction.

At the end of each reporting period, monetary assets and liabilities denominated in foreign currencies are translated to euros at the rates then prevailing. Any resulting gains or losses are recognized directly in the income statement in the year in which they arise.

4.7.- Cash and cash equivalents.

Cash and cash equivalents includes cash on hand and demand deposits at banks.



4.8.- Income tax.

Foundation Rafa Nadal, as a not-for-profit foundation, is exempt from income tax on the activities composing its founding object (Title II of Law 49/2002, of 23 December). Under this regime, income from donations, grants and financial returns on assets are exempt from income tax. However, the following types of income are not tax-exempt: returns on capital; such income as might be obtained from economic operations not classified as exempt by the tax authorities; income from the assignment of the right to use the Foundation's assets; and increases in net assets arising from assets not used in the Foundation's founding or specific purpose. Such income is subject to tax at a rate of 10%.

Similarly, since the Foundation carries on business activities that are not included in its founding object, it is subject to the deductible proportion rule for VAT purposes. The non-deductible proportion of the tax increases expenses and the acquisition cost of the non-current assets subject to income tax.

4.9.- Revenue and expense recognition.

Expenses are recognized on an accrual basis, i.e. when the actual flow of the related goods and services occurs, regardless of when the resulting monetary or financial flow arises. In particular, expenses arising from monetary and non-monetary aid are generally recognized when the grant of such aid to the related beneficiary entity is approved.

Also, payments relating to the organization of future events (exhibitions, congresses, conferences, etc.) are recognized in the Foundation's abridged income statement as an expense for the period in which they are made, unless they are associated with the acquisition of non-current assets, rights to organize the related event or any other item that qualifies for recognition as an asset.

Revenue from sales is recognized when the significant risks and rewards of ownership of the goods sold have been transferred to the buyer, and the Foundation retains neither continuing managerial involvement to the degree usually associated with ownership nor effective control over the goods sold.

Revenue from the rendering of services is recognized by reference to the stage of completion of the transaction at the end of the reporting period, provided the outcome of the transaction can be estimated reliably.

4.10.- Provisions and contingencies.

When preparing the abridged financial statements the Board of Trustees made a distinction between:

Provisions: credit balances covering present obligations arising from past events with respect to which it is probable that an outflow of resources embodying economic benefits that is uncertain as to its amount and/or timing will be required to settle the obligations; and


Contingent liabilities: possible obligations that arise from past events and whose existence will be confirmed only by the occurrence or non-occurrence of one or more future events not wholly within the Foundation's control.

The abridged financial statements include all the provisions with respect to which it is considered that it is more likely than not that the obligation will have to be settled. Contingent liabilities are not recognized in the abridged financial statements, but rather are disclosed, unless the possibility of an outflow in settlement is considered to be remote.

Fdo.: The Secretary



Vº Bº: The Chairman



Provisions are measured at the present value of the best possible estimate of the amount required to settle or transfer the obligation, taking into account the information available on the event and its consequences. Where discounting is used, adjustments made to provisions are recognized as interest cost on an accrual basis.

The compensation to be received from a third party on settlement of the obligation is recognized as an asset, provided that there are no doubts that the reimbursement will take place, unless there is a legal relationship whereby a portion of the risk has been externalized as a result of which the Foundation is not liable; in this situation, the compensation will be taken into account for the purpose of estimating the amount of the related provision that should be recognized.

4.11.- Termination benefits.

Under current legislation, the Foundation is required to pay termination benefits to employees terminated under certain conditions. Therefore, termination benefits that can be reasonably quantified are recognized as an expense in the year in which the decision to terminate the employment relationship is taken and a valid expectation is created on the part of the employee or employees involved. The accompanying abridged financial statements do not include any provision in this connection, since no situations of this nature are expected to arise.

4.12.- Environmental assets and liabilities.

Environmental assets are deemed to be assets used on a lasting basis in the Foundation's operations whose main purpose is to minimize environmental impact and protect and improve the environment, including the reduction or elimination of future pollution.

Because of their nature, the Foundation's business activities do not have a significant environmental impact.

4.13.- Grants, donations and legacies received.

The Foundation accounts for grants, donations and legacies received as follows:

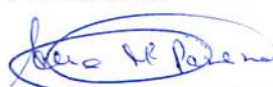
Non-refundable grants, donations and legacies related to assets: these are measured at the fair value of the amount or the asset received, based on whether or not they are monetary grants, and they are taken to income in proportion to the period depreciation taken on the assets for which the grants were received or, where appropriate, on disposal of the asset or on the recognition of an impairment loss. Non-refundable grants, donations and legacies not assigned to a specific object are recognized directly in profit or loss in the year in which they are received.

The Foundation has recorded in the accompanying abridged balance sheet grants and donations related to assets relating mainly to donations from private entities (see Note 15).

These grants and donations are transferred to the abridged income statement as the non-current assets financed are depreciated and in proportion to the expense incurred.

4.14.- Current/non-current classification.

Current assets are assets associated with the normal operating cycle, which in general is considered to be one year; other assets which are expected to mature, be disposed of or be realized within twelve months from the end of the reporting period; financial assets held for trading, except for financial derivatives that will be settled in a period exceeding one year; and cash and cash equivalents. Assets that do not meet these requirements are classified as non-current assets.



Similarly, current liabilities are liabilities associated with the normal operating cycle, financial liabilities held for trading, except for financial derivatives that will be settled in a period exceeding one year; and, in general, all obligations that will mature or be extinguished at short term. All other liabilities are classified as non-current liabilities.

Fdo.: The Secretary

A handwritten signature in blue ink, appearing to be 'J. P. P.' followed by a long horizontal stroke.

Vº Bº: The Chairman

A handwritten signature in blue ink, appearing to be 'J. P. P.' followed by a long horizontal stroke.

NOTE 5. PROPERTY, PLANT AND EQUIPMENT, INTANGIBLE ASSETS AND INVESTMENT PROPERTY

5.1.- Intangible assets.

The changes in 2015 and 2014 in intangible assets accounts and in the related accumulated depreciation were as follows:

Financial year 2015

		A) Beginning Balance	(+) Acquisitions	(+) Impairment losses reversed	(+) Transfers from other accounts	(-) Disposals	(-) Impairment losses recognized	B) ENDING BALANCE
	COST							
200	Research expenditure							
201	Development expenditure							
202	Administrative concessions	315.363,03						315.363,03
203	Intellectual property	535,68						535,68
205	Leasehold assignment rights							
206	Computer software	789,74						789,74
207	Rights on assets assigned for use							
209	Advances on intangible assets							
	TOTAL COST	316.688,45						316.688,45

	ACCUMULATED DEPRECIATION	A) Beginning Balance	(+) Charge for the year	(-) Disposals	B) ENDING BALANCE
200	Research expenditure				
201	Development expenditure				
202	Administrative concessions	(4.204,84)	(6.307,26)		(10.512,10)
203	Intellectual property				
205	Leasehold assignment rights				
206	Computer software	(542,96)	(197,44)		(740,40)
207	Rights on assets assigned for use				
209	Advances on intangible assets				
	TOTAL ACCUMULATED AMORTISATION	(4.747,80)	(6.504,70)		(11.252,50)

Fdo.: El Secretario



Vº Bº: El Presidente



	NET	A) Beginning Balance	(+) Charge for the year	(-) Disposals	B) ENDING BALANCE
200	Research expenditure				
201	Development expenditure				
202	Administrative concessions	311.158,19			304.850,93
203	Intellectual property	535,68			535,68
205	Leasehold assignment rights				
206	Computer software	246,78			49,34
207	Rights on assets assigned for use				
209	Advances on intangible assets				
	TOTAL NET	311.940,65			305.435,95

Financial Year 2014

	COST	A) Beginning Balance	(+) Acquisitions	(+) Impairment losses reversed	(+) Transfers from other accounts	(-) Disposals	(-) Impairment losses recognized	B) ENDING BALANCE
200	Research expenditure							
201	Development expenditure							
202	Administrative concessions		356.327,24		40.964,21			315.363,03
203	Intellectual property		799,68		264,00			535,68
205	Leasehold assignment rights							
206	Computer software	789,74						789,74
207	Rights on assets assigned for use							
209	Advances on intangible assets							
	TOTAL COST	789,74	357.126,92		41.228,21			316.688,45


Edo: The Secretary

V° B°: The Chairman


	ACCUMULATED DEPRECIATION	A) Beginning Balance	(+) Charge for the year	(-) Disposals	B) ENDING BALANCE
200	Research expenditure				
201	Development expenditure				
202	Administrative concessions		(4.204,84)		(4.204,84)
203	Intellectual property				
205	Leasehold assignment rights				
206	Computer software	(345,52)	(197,44)		(542,96)
207	Rights on assets assigned for use				
209	Advances on intangible assets				
	TOTAL ACCUMULATED AMORTISATION	(345,52)	(4.402,28)		(4.747,80)

	NET	A) Beginning Balance	(+) Charge for the year	(-) Disposals	B) ENDING BALANCE
200	Research expenditure				
201	Development expenditure				
202	Administrative concessions		356.327,24	(45.169,05)	311.158,19
203	Intellectual property		799,68	(264,00)	535,68
205	Leasehold assignment rights				
206	Computer software	444,22		(197,44)	246,78
207	Rights on assets assigned for use				
209	Advances on intangible assets				
	TOTAL NET	444,22	357.126,92	(45.630,49)	311.940,65

Other disclosures.

As of 31 December 2015 and 2014 the Foundation had no element of fully amortized intangible assets.


V°: The Secretary


V° B°: The Chairman

5.2.- Property, plant and equipment.

The changes in 2015 and 2014 in the property, plant and equipment accounts and in the related accumulated depreciation were as follows:

Financial Year 2015

	COST	A) Beginning Balance	(+) Acquisitions	(+) Impairment losses reversed	(+) Transfers from other accounts	(-) Disposals	(-) Impairment losses recognized	B) ENDING BALANCE
210	Land and natural resources (restoration cost)							
211	Buildings							
212	Plant	766,76						766,76
213	Machinery							
214	Tools							
215	Other fixtures	38.345,18	36.866,21					75.211,39
216	Furniture	14.890,25	23.831,77					38.722,02
217	Computer hardware	6.315,34						6.315,34
218	Transport equipment	14.819,52						14.819,52
231	Construction in progress	40.964,21	995.042,46					1.036.006,67
	TOTAL COST	116.101,26	1.055.740,44					1.171.841,70


Edo.: The Secretary


Vº Bº: The Chairman

	ACCUMULATED DEPRECIATION	A) Beginning Balance	(+) Charge for the year	(-) Disposals	B) ENDING BALANCE
210	Land and natural resources (restoration cost)				
211	Buildings				
212	Plant	(183,71)	(68,69)		(252,40)
213	Machinery				
214	Tools				
215	Other fixtures	(17.603,18)	(9.480,63)		(27.083,81)
216	Furniture	(4.256,87)	(2.278,36)		(6.535,23)
217	Computer hardware	(3.286,41)	(1.584,01)		(4.870,42)
218	Transport equipment	(14.799,49)	(20,03)		(14.819,52)
231	Construction in progress		(2.590,02)		(2.590,02)
	TOTAL ACCUMULATED AMORTISATION	(40.129,66)	(16.021,74)		(56.151,40)

	NET	A) Beginning Balance	(+) Charge for the year	(-) Disposals	B) ENDING BALANCE
210	Land and natural resources (restoration cost)				
211	Buildings				
212	Plant	583,05		68,33	514,72
213	Machinery				
214	Tools				
215	Other fixtures	20.742,02	27.385,60		48.127,62
216	Furniture	10.633,38	21.553,41		32.186,79
217	Computer hardware	3.028,83		1.583,41	1.444,42
218	Transport equipment	19,99		19,99	0,00
231	Construction in progress	40.962,21	992.454,44		1.033.416,65
	TOTAL NET	75.971,60	1.041.393,45	1.671,70	1.115.690,30


Fdo.: The Secretary


V° B°: The Chairman

Financial Year 2014

	COST	A) Beginning Balance	(+) Acquisitions	(+) Impairment losses reversed	(+) Transfers from other accounts	(-) Disposals	(-) Impairment losses recognized	B) ENDING BALANCE
210	Land and natural resources (restoration cost)							
211	Buildings							
212	Plant	766,76						766,76
213	Machinery							
214	Tools							
215	Other fixtures	34.969,36	3.375,82					38.345,18
216	Furniture	14.681,75	208,50					14.890,25
217	Computer hardware	4.285,34	2.030,00					6.315,34
218	Transport equipment	14.819,63						14.819,63
231	Construction in progress		40.964,21					40.964,21
	TOTAL COSTE	69.522,84	46.578,53					116.101,37

	ACCUMULATED DEPRECIATION	A) Beginning Balance	(+) Charge for the year	(-) Disposals	B) ENDING BALANCE
210	Land and natural resources (restoration cost)				
211	Buildings				
212	Plant	(115,02)	(68,69)		(183,71)
213	Machinery				
214	Tools				
215	Other fixtures	(10.751,65)	(6.851,49)		(17.603,14)
216	Furniture	(2.693,94)	(1.562,93)		(4.256,87)
217	Computer hardware	(1.961,33)	(1.325,08)		(3.286,41)
218	Transport equipment	(14.759,58)	(40,06)		(14.799,53)
231	Construction in progress				
	TOTAL ACCUMULATED AMORTISATION	(30.281,52)	(9.948,25)		(40.129,66)


Pdo.: The Secretary


Vº Bº: The Chairman

	NET	A) Beginning Balance	(+) Charge for the year	(-) Disposals	B) ENDING BALANCE
210	Land and natural resources (restoration cost)				
211	Buildings				
212	Plant	651,74	(68,69)		583,05
213	Machinery				
214	Tools				
215	Other fixtures	24.217,71	(3.475,67)		20.742,04
216	Furniture	11.987,81	(1.354,43)		10.633,38
217	Computer hardware	2.324,01	704,92		3.028,93
218	Transport equipment	60,05	(40,06)		19,99
231	Construction in progress		40.962,21		40.964,21
	TOTAL NET	39.241,32	36.730,28		75.971,60

Other disclosures.

The additions in 2015 relate mainly to other facilities, furniture, and equipment for Information Processing and Construction in Progress (Note 5). Additions in 2014 correspond basically to the same accounts.

As of December 31, 2015 the Foundation has fully depreciated the transport elements.

The policy of the Foundation is to formalize insurance policies to cover possible risks to which the various elements of its tangible fixed assets are subject. At year-end 2015 and 2014 no equipment were insured against such risks.


Vº S: The Secretary


Vº Bº: The Chairman

NOTE 6. OPERATING LEASES

At the end of 2015 and 2014 the Foundation had contracted with lessors for the following minimum lease payments, based on the leases currently in force, without taking into account the charging of common expenses, future increases in the CPI or future contractual lease payment revisions:

Minimum operating Lease payments	Euros	
	Nominal value	
	31/12/2015	31/12/2014
Within one year	43.730,92	40.450,86
Between one and five years	32.925,61	76.656,53
Total	76.656,53	117.107,39

Since 9 January 2012 the Foundation has been leasing a new space used for its central offices. Also, the Foundation has leased a flat for one of its employees.

The detail of the contingent rent recognized as an expense in 2015 and 2014 is as follows:

Description	Euros	
	31/12/2015	31/12/2014
Contingent rent recognized in the year	43.730,92	40.450,86

NOTE 7. FINANCIAL ASSETS.


a.- Non-current.

CLASES CATEGORIES	Non-current financial instruments					
	Equity instruments		Debt securities		Loans, derivatives and other	
	2015	2014	2015	2014	2015	2014
Assets at fair value through profit or loss						
Held-to-maturity investments						
Loans and receivables					1.003.983,65	3.983,65
Available-for-sale financial assets						
Hedging derivatives						
Total					1.003.983,65	3.983,65

Fdo.: El Secretario



Vº Bº: El Presidente



NON-CURRENT FINANCIAL ASSETS	A) BEGINNING BALANCE	(+) Additions	(-) Disposals	B) ENDING BALANCE
Loans and receivables	3.983,65	1.000.000,00		1.003.983,65
Total	3.983,65	1.000.000,00		1.003.983,65

The long-term financial asset balance relates to guarantees provided.

Additions for 2015 correspond to two deposits of 500.000 euros each of the Banc Sabadell.

b.- Current.

CLASSES CATEGORIES	Current financial instruments					
	Equity instruments		Debt securities		Loans, derivatives and other	
	2015	2014	2015	2014	2015	2014
Assets at fair value through profit or loss						
Held-to-maturity investments						
Loans and receivables					66.252,27	37.463,99
Available-for-sale financial assets						
Hedging derivatives						
Total					66.252,27	37.463,99

CURRENT FINANCIAL ASSETS	A) BEGINNING BALANCE	(+) Additions	(-) Disposals	B) ENDING BALANCE
Deposit Banc Sabadell	300.000,00		300.000,00	0,00
Total	300.000,00		300.000,00	0,00

The main items included in the category of loans and receivables correspond to users and debtors of the activity.

Fdo.: The Secretary

Vº Bº: The Chairman

22




NOTE 8. CASH AND CASH EQUIVALENTS.

The following is the breakdown of these assets, in euros:

	31/12/2015 Credits y Others	31/12/2014 Credits y Others
Cash	0,00	0,00
Bank current accounts	1.406.688,69	1.202.015,76
Total Cash and Cash Equivalents	1.406.688,69	1.202.015,76

NOTE 9. FINANCIAL LIABILITIES.

1. Long-Term Financial Liabilities

The composition long term at 31 December 2015 and 2014 is following, in euros:

	Balance at 31/12/2015	Balance at 31/12/2014
Loans	651.405,75	0,00

The long-term financial liabilities correspond to a la loan granted by Bank Sabadell of May 19, 2015 worth 800.000 euros with final maturity 31/05/2023 and an interest rate of 1,95%.

2. Short – Term Financial Liabilities

The composition of this at 31 December 2015 is following, in euros:

CLASSES CATEGORIES	Current financial instruments					
	Bank borrowings		Debt instruments and other marketable securities		Derivatives and other	
	2015	2014	2015	2014	2015	2014
Accounts payable	94.381,61				274.606,89	100.526,01
Liabilities at fair value through profit or loss						
Other						
Total	94.381,61				274.606,89	100.526,01

Items included in the category debits and payables relate mainly to suppliers and other creditors to pay and fees to be paid in 2016 the loan granted by Banc Sabadell.

All the payables mature in 2016.

There are no payables secured by security interests.

Fdo.: The Secretary



Vº Bº: The Chairman



NOTE 10. DUE FROM USERS AND OTHER RECEIVABLES FROM OWN ACTIVITIES

The movements in this heading during 2015 and 2014 is as follows:

Financial Year 2015

Due from users and other receivables from own activities		Beginning balance	Increase	Decrease	Ending balance
Due from users	Group companies and associates				
	Other				
	Total amounts due from users				
Sponsors	Group companies and associates				
	Other	-2.000,00	65.120,00		63.120,00
	Total sponsors	-2.000,00	65.120,00		63.120,00
Affiliates	Group companies and associates				
	Other				
	Total affiliates				
Other receivables	Group companies and associates				
	Other	36.331,72		36.331,72	
	Total other receivables	36.331,72		36.331,72	
TOTAL		34.331,72	65.120,00	36.331,72	63.120,00

Financial Year 2014

Due from users and other receivables from own activities		Beginning balance	Increase	Decrease	Ending balance
Due from users	Group companies and associates				
	Other				
	Total amounts due from users				
Sponsors	Group companies and associates				
	Other	266.342,10		(268.342,10)	-2.000,00
	Total sponsors	266.342,10		(268.342,10)	-2.000,00
Affiliates	Group companies and associates				
	Other				
	Total Affiliates				
Other receivables	Group companies and associates				
	Other		36.331,72		36.331,72
	Total other receivables				
TOTAL		266.342,10	36.331,72	(268.342,10)	34.331,72

Fdo.: The Secretary

V° B°: The Chairman

24




NOTE 11. PAYABLE TO BENEFICIARIES AND OTHER PAYABLES

The movements in this heading during 2015 and 2014 is as follows:

Financial Year 2015

Payable to beneficiaries and other payables		Beginning balance	Increase	Decrease	Ending balance
Payable to beneficiaries	Group companies and associates				
	Other				
	Total payables to beneficiaries				
Other payables	Group companies and associates				
	Other	100.526,01	174.080,88		274.606,89
	Total other payables	100.526,01	174.080,88		
TOTAL		100.526,01	174.080,88		274.606,89

Financial Year 2014

Payable to beneficiaries and other payables		Beginning balance	Increase	Decrease	Ending balance
Payable to beneficiaries	Group companies and associates				
	Other				
	Total payables to beneficiaries				
Other payables	Group companies and associates				
	Other	29.839,97	70.686,04		100.526,01
	Total other payables	29.839,97	70.686,04		100.526,01
TOTAL		29.839,97	70.986,04		100.526,01

NOTE 12. OWN FUNDS

The movements in this heading during 2015 and 2014 is as follows:

CHANGES IN BALANCE SHEET ITEMS					
OWN FUNDS		Beginning balance	Increase	Decrease	Ending balance
I. Endowment fund					
1. Endowment fund		30.000,00			30.000,00
2. (Uncalled endowment fund)					
II. Voluntary reserves					
III. Special reserves					
IV. Prior years' surplus/deficit					
V. Prior years' surplus		1.261.506,99	198.604,70		1.460.111,69
VI. Deficit for the year		202.085,32	1.064.037,18	(202.085,32)	1.064.037,18
TOTAL		1.493.592,31	1.262.641,88	(202.085,32)	2.554.148,87

Fdo.: The Secretary



V° B°: The Chairman



Causes for surpluses.

Positive surplus for 2015.

Endowment fund.

In view of its social objects and its charitable and social welfare nature, the Foundation does not have any share capital or, therefore, shares or any other kind of equity securities.

The Foundation's endowment fund amounts to EUR 30,000.00 and relates to the monetary contribution made to it when it was set up.

NOTE 13. TAX MATTERS

The Foundation is included among the entities regulated by Title II of Law 49/2002, of 23 December, on the tax regime of not-for-profit entities and tax incentives for patronage. The Foundation notified the tax authorities that it was electing the option provided for in Royal Decree 1270/2003, of 10 October, to apply the special tax regime regulated in Title II of Law 49/2002 as it met all the requirements established in Article 3 of that Law.

Under Law 49/2002 on the tax regime of not-for-profit entities and tax incentives for patronage, entities considered to be not-for-profit for the purposes of this Law are exempt from income tax on their own activities. This exemption encompasses all the income obtained by the entities that will be used for not-for-profit-related activities, as listed in Articles 6 and 7 of Chapter II of that Law. The Foundation is exempt from income tax on its surplus and on capital increases arising from the performance of activities constituting its founding object or specific purposes, and the tax rate applicable to income subject to but not exempt from income tax obtained by entities included in Chapter II of the Law is 10%. In this regard, the activity income subject to tax (revenue from Internet sales) is considered to be ancillary or complementary, since it does not exceed 20% of the Foundation's total income and, therefore, it is exempt from income tax.

Reconciliation of the accounting deficit to the tax base.

Concept	Euros			
	2015		2014	
	Increases	Total	Increases	Total
Accounting deficit before income tax	1.064.037,18	1.064.037,18	202.085,32	202.085,32
Permanent differences:				
Exempt income under Law 49/2002	(1.064.037,18)	(1.064.037,18)	(202.085,32)	(202.085,32)
Tax base				

At 31 December 2015 and 2014, the Foundation, which is subject to Law 49/2002, did not have any taxes recognized directly in equity, tax loss carry forwards, unused tax credits, recognized deferred tax assets and liabilities or unrecognized deferred tax assets.

Fdo.: The Secretary



Vº Bº: The Chairman



Years open for review and tax audits

Under current legislation, taxes cannot be deemed to have been definitively settled until the tax returns filed have been reviewed by the tax authorities or until the four-year statute-of-limitations period has expired. The Foundation has all the years' not yet statute-barred open for review for all the taxes applicable to it. The Foundation's trustees consider that the tax returns for the aforementioned taxes have been filed correctly and, therefore, even in the event of discrepancies in the interpretation of current tax legislation in relation to the tax treatment afforded to certain transactions, such liabilities as might arise would not have a material effect on the accompanying abridged financial statements.

NOTE 14. INCOME AND EXPENSES

Monetary aid.

Financial Year 2015

a) Monetary aid	Activity 1	Activity 2	Activity 3	No specific activity	Total
Monetary aid to individuals					
Monetary aid to entities	237.894,49				237.894,49
Monetary aid provided through other entities or centers					
b) Reimbursement of aid and assignments					
Reimbursement of aid and assignments					
TOTAL	237.894,49				237.894,49

Financial Year 2014

a) Monetary aid	Activity 1	Activity 2	Activity 3	No specific activity	Total
Monetary aid to individuals					
Monetary aid to entities	380.503,98				380.503,98
Monetary aid provided through other entities or centers					
b) Reimbursement of aid and assignments					
Reimbursement of aid and assignments					
TOTAL	380.503,98				380.503,98

Fdo.: The Secretary



Vº Bº: The Chairman



The detail of these expenses in 2015 and 2014 is as follows:

	Euros	
	2015	2014
<i>Charitable expenses:</i>		
Integration and sport project	150.000,00	238.379,19
Integral education project	69.480,01	52.124,79
More than tennis project	16.059,41	90.000,00
Project Study & Play	2.355,07	0,00
Total monetary aid	237.894,49	380.503,98

Under "Expenses aids and other" in the abridged results attached is basically include the following collaboration agreements:

- Integration and sport project: collaboration agreement with Aldeas Infantiles SOS to promote the personal and social development of children and young people at risk of social exclusion, taking sport and sporting values to wherever children in situations of isolation and social exclusion might be.
- Integral education project: this project relates to a cooperation agreement with the Vicente Ferrer Foundation, through a school of integral education and a tennis training and playing center, promoting tennis playing, teaching computer skills and English and providing educational support and food and healthcare. The beneficiaries are between 7 and 16 years old.
- More than tennis project: this project, in collaboration with Special Olympics Spain, promotes tennis among young people with intellectual disabilities in Spain with a view to integrating them into society on an equal-opportunity basis through sport.
- Project Study & Play: This Project funded scholarships for Spanish students without resources to study at universities in U.S.A.

Procurements.

The detail of "Procurements" in the abridged income statements for 2015 and 2014 is as follows:

	Euros	
	2015	2014
Work performed by other companies	573.515,56	340.445,31
TOTAL	573.515,56	340.445,31

Fdo.: The Secretary



Vº Bº: The Chairman



Changes in inventories of finished goods and work in progress.

This heading in the Profit and Loss Account is composed as follows, in Euros:

Account	Euros	
	2015	2014
600 - Purchases of goods used in activities		
601 - Purchases of raw materials		
602 - Purchases of other supplies		
607 - Work performed by other companies		
610 - Changes in inventories of goods used in activities	235,00	1.631,25
611 - Changes in inventories of raw materials		
612 - Changes in inventories of other supplies		
TOTAL	235,00	1.631,25

Staff costs.

The detail of "Staff Costs" in the accompanying abridged income statements for 2015 and 2014 is as follows:

Account	Euros	
	2015	2014
640 - Wages, salaries and similar expenses	190.910,59	118.771,30
642 - Employer social security costs	28.105,16	22.811,54
643 - Long-term remuneration through defined contribution schemes		
649 - Other employee benefit costs	1.471,74	4.412,25
TOTAL	220.487,49	145.995,09

Other expenses from activities.


The detail of "Outside Services" in the accompanying abridged income statements for 2015 and 2014 is as follows:

Account	Euros	
	2015	2014
621 Rent and royalties	43.730,92	40.450,85
622 Repair and upkeep expenses	2.672,10	2.037,12
623 Independent professional services	74.579,75	75.140,31
625 Insurance premiums	6.380,70	3.915,78
626 Banking and similar services	118,33	1.889,30
627 Advertising, publicity and public relations	0,00	0,00
628 Utilities	5.730,19	4.372,76
629 Other services	44.922,09	45.925,28
631 Other tributes	2.646,34	1.130,33
695 Period provision for operating activities	0,00	0,00
TOTAL	180.780,42	174.861,74

Fdo.: The Secretary



Vº Bº: The Chairman



Income and expense arising from operations outside the normal activities of the Foundation.

a.- Income from own activities.

The detail of the income from own activities of the Foundation in 2015 and 2014 is as follows:

Financial Year 2015

Activity	a) Dues from associates and affiliates	b) Contributions from users	c) Income from promotions, sponsors and cooperation	d) Grants, donations and legacies relating to own activities	Source
Activity 1			414.090,90	783.343,08	Private sector
Activity 3					
Activity 4			363.909,36		
Activity 5					
Activity 6			50.000,00	664.363,91	Private sector
TOTAL			828.000,26	1.447.706,99	

Financial Year 2014

Activity	a) Dues from associates and affiliates	b) Contributions from users	c) Income from promotions, sponsors and cooperation	d) Grants, donations and legacies relating to own activities	Source
Activity 1				877.081,52	Private sector
Activity 3			315.363,03		Palma's Town Council
TOTAL			315.363,03	877.081,52	

b.- Income from the commercial activity

Revenues from commercial activity from the private sector, correspond to the annual settlement by the Company E-Solutions for selling products online. The 2015 amount is 13.514,82 euros and 2014 13.727,34 euros.

c.- Other income from activities.

The balance of EUR 11.574,11 for 2015 relates to income from services (12.254,87 in 2014).

Fdo.: The Secretary



Vº Bº: The Chairman



NOTE 15. GRANTS, DONATIONS AND LEGACIES RECEIVED

The information on the grants received by the Foundation, which form part of equity, and on the surpluses taken to the abridged income statement in this connection is as follows:

Financial Year 2015

Account	Grantor (specify private or public and, in the latter case, granting body and level of government)	Purpose and/or item acquired with the grant or donation	Year granted	Period over which recognized in profit or loss	Amount granted	Amount recognized in profit or loss in prior years	Amount recognized in profit or loss in 2013	Total amount recognized in profit or loss
725	Palma	Terrain in Pal-						
	De Mallorca' s Town Council	Ma de Mallorca	2014	50 years	315.363,03	4.204,84	6.307,26	10.512,10
TOTALES					315.363,03	4.204,84	6.307,26	10.512,10

CHANGES IN BALANCE SHEET ITEMS				
Grants, donations and legacies received	Beginning balance	Increase	Decrease	Ending balance
130. Grants related to assets				
131. Donations and legacies related to assets				
132. Other grants, donations and legacies received		311.158,19	6.307,26	304.850,93
TOTALES		311.158,19	6.307,26	304.850,93

Fdo.: El Secretario



Vº Bº: El Presidente



Financial Year 2014

Account	Grantor (specify private or public and, in the latter case, granting body and level of government)	Purpose and/or item acquired with the grant or donation	Year granted	Period over which recognized in profit or loss	Amount granted	Amount recognized in profit or loss in prior years	Amount recognized in profit or loss in 2012	Total amount recognized in profit or loss
725	Palma's Town Council	Solar	2014	50 years	315.363,03		4.204,84	4.204,84
TOTALES				50	315.363,03		4.204,84	4.204,84

CHANGES IN BALANCE SHEET ITEMS				
Grants, donations and legacies received	Beginning balance	Increase	Decrease	Ending balance
130. Grants related to assets				
131. Donations and legacies related to assets				
132. Other grants, donations and legacies received		315.363,03	4.204,84	311.158,19
TOTALES		315.363,03	4.204,84	311.158,19

Other disclosures:


In 2015 and 2014 corresponds to the Administrative Concession of a land granted by the Town Council of Palma de Mallorca and valued by an independent expert in 315.363,03 euros.

At 31 December 2015 and 2014, the Foundation had met all the requirements for being able to class the aforementioned grant and donation as non-refundable.

Fdo.: The Secretary



Vº Bº: The Chairman



16. ACTIVITIES OF THE FOUNDATION. USE OF EQUITY, ASSETS AND INCOME FOR THE FOUNDATION'S OWN PURPOSES. ADMINISTRATIVE EXPENDITURE.

16.1.- Activities of the Foundation.

ACTIVITY

Identification.

Name of the activity	Cooperation agreements
Type of activity *	Own
Identification of the activity by industry	Children and young people.
Location of the activity	Spain and India

Detailed description of the activity performed.

a.- Integration and sport project: collaboration agreement with Aldeas Infantiles SOS to promote the personal and social development of children and young people at risk of social exclusion, taking sport and sporting values to wherever children in situations of isolation and social exclusion might be.

b.- Integral education project: this project relates to a cooperation agreement with the Vicente Ferrer Foundation, through a school of integral education and a tennis training and playing center, promoting tennis playing, teaching computer skills and English and providing educational support and food and healthcare. The beneficiaries are between 7 and 16 years old.

c.- More than tennis project: this project, in collaboration with Special Olympics Spain, promotes tennis among young people with intellectual disabilities in Spain with a view to integrating them into society on an equal-opportunity basis through sport.


Human resources employed in the activity.

Type	Number		No. hours/Year	
	Planned	Performed	Planned	Performed
Salaried employees	2	2	3.040	3.040
Employees with service contracts				
Volunteers				

Fdo.: El Secretario



Vº Bº: El Presidente



Activity beneficiaries or users.

Type	Number	
	Planned	Performed
Individuals		
Legal entities	3	3

Economic resources employed in the activity.

Expenses / Investments	Amount	
	Planned	Performed
Aid and other expenses		
a) Monetary aid	225.000,00	237.894,49
b) Non-monetary aid		
c) Cooperation and governing body expenses		
Changes in inventories of finished goods and work in progress		
Procurements		
Staff costs	117.000,00	220.487,49
Other expenses of the activity	180.000,00	180.780,42
Depreciation and amortization charge	13.000,00	22.526,44
Impairment and gains or losses on disposals of non-current assets		
Finance costs		
Changes in fair value of financial instruments		
Provisions		
Impairment and gains or losses on disposals of financial instruments		
Income tax		
Subtotal - Expenses	535.000,00	661.688,84
Acquisitions of non-current assets (excluding historical heritage assets)		
Acquisitions of historical heritage assets		
Repayment of non-trade payables		
Subtotal - Funds		
TOTAL	535.000,00	661.688,84

Fdo.: The Secretary



Vº Bº: The Chairman



Activity objectives and indicators.

Objective	Indicator	Quantification	
		Planned	Performed
Achieve social objective	Economic aid granted	225.000,00	237.894,49

ACTIVITY 2

Identification.

Name of the activity	On-line sales
Type of activity	Own
Identification of the activity by industry	General
Location of the activity	Spain

Detailed description of the activity performed.

The sale of products through a contract with the company E-Solutions. This company makes an annual financial settlement to the Foundation.

ACTIVITY 3

Identification.

Name of the activity	Social rehabilitation center
Type of activity	Own
Identification of the activity by industry	Education and Sports
Location of the activity	Spain

Fdo.: The Secretary



Vº Bº: The Chairman



Detailed description of the activity performed.

Construction of a social rehabilitation center in Palma de Mallorca on land donated by the city council of Palma de Mallorca.

Economic resources employed in the activity

Expenses / Investments	Performed
Construction in progress	1.036.006,67
TOTAL	1.036.006,67

16.2.- Total economic resources employed by the Foundation.

EXPENSES / INVESTMENTS	Activity 1	Activity 2	Activity 3	Total activities	TOTAL
Aid and other expenses					
a) Monetary aid	237.894,49			237.894,49	237.894,49
b) Non-monetary aid					
c) Cooperation and governing body expenses					
Changes in inventories of finished goods and work in progress					
Procurements					
Staff costs	220.487,49			220.487,49	220.487,49
Other expenses of the activity	180.780,42			180.780,42	180.780,42
Depreciation and amortization charge	22.526,44			22.526,44	22.526,44
Impairment and gains or losses on disposals of non-current assets					
Finance costs		9.312,96		9.312,96	9.312,96
Changes in fair value of financial instruments					
Provisions					
Impairment and gains or losses on disposals of financial instruments					
Income tax					
Subtotal - Expenses	661.688,84		9.312,96	671.001,80	671.001,80
Acquisitions of historical heritage assets					
Repayment of non-trade payables	60.695,74		995.044,70	1.055.740,44	1.055.740,44
Subtotal - Investments					
TOTAL FUNDS EMPLOYED	60.695,74		995.044,70	1.055.740,44	1.055.740,44
Acquisitions of historical heritage assets	722.384,58		1.004.357,66	1.726.742,24	1.726.742,24

Fdo.: The Secretary

Vº Bº: The Chairman

16.3.- Total economic resources obtained by the Foundation.

Income obtained by the Foundation.

INCOME	Planned	Performed
Returns on and other income from assets		
Sales and services relating to own activities		
Revenue from trading activities		13.514,82
Government grants		
Private contributions	1.137.000,00	2.282.014,51
Other income		11.574,11
TOTAL INCOME OBTAINED	1.137.000,00	2.307.103,44

Other economic resources obtained by the Foundation.

The Foundation has granted a loan by Banc Sabadell for 800.000 euros for finance the construction of social center in Palma de Mallorca.

Cooperation agreements with other entities.

Description	Income	Expenses	Not giving rise to flow of assets and services
Agreement 1. With Aldeas Infantiles SOS		150.000,00	
Agreement 2. With Fundación Vicente Ferrer		69.480,01	
Agreement 3. With Special Olympics Spain		16.059,41	


Differences between the action plan and activities performed.

Per its bylaws, the Foundation's founding object is to perform the activities indicated in Note 1.

The Foundation's financing takes the form basically of income from promotions, sponsors and collaboration agreements and grants received in relation to its own activities. In years in which income exceeds expenses, the difference is allocated to prior years' surpluses in order to cover years in which expenses exceed income.

The Foundation draws up a simple budget at the beginning of each year breaking down the basic items included in the action plan.

Fdo.: El Secretario



Vº Bº: El Presidente



16.4.- Use of equity for the Foundation's own purposes.

Assets and rights that are part of the endowment and property and rights attached permanently to the foundational purposes.

All the income obtained by the Foundation are used in the Foundation's own activities.

The table of results and surpluses not specifically allocated at 31 December 2015, which shows the Foundation's total income and the impact of the expenditures on assets and economic activity, is as follows:

Year	Euros				
	Total income of the Foundation	Expenditures on assets and economic activity	Non-current asset additions	Depreciation and amortization	Expenditures on assets and economic activity (gain / loss)
2008	123.800,68	9.430,78	-	-	114.369,90
2009	138.488,28	72.345,44	-	-	66.142,84
2010	1.716.670,95	1.066.034,60	11.014,00	3.672,00	643.294,35
2011	1.330.245,20	300.900,57	-	3.672,00	1.033.016,63
2012	574.736,95	450.287,24	49.718,46	10.689,33	85.420,58
2013	574.121,64	293.566,09	5.908,02	12.593,60	211.023,34
2014	1.259.773,22	677.183,92	47.376,21	14.250,53	549.463,62
2015	2.308.789,52	797.544,91	1.055.740,44	22.526,44	478.030,61

The Foundation is subject to the tax regime provided for in Law 49/2002. Under that Law, the income from the Foundation's activities is exempt from income tax and its financial and exceptional profits or losses are subject to income tax at 10%. The surplus must be used for the founding objects in the four years following the beginning of the year in which it was generated. If this requirement is not met, the exemption from tax of the surpluses from the Foundation's activities does not apply. In order to determine the degree to which the objects are met, "Total Income of the Foundation" includes all the Foundation's income with no offsetting, while "Expenditures on Assets and Economic Activity" must include the additions to non-current assets assigned to the founding objects and must exclude the related depreciation and amortization.

Fdo.: The Secretary



Vº Bº: The Chairman




The Foundation was complying with the requirements relating to the reinvestment of surpluses for founding objects at 31 December 2015. The detail of results and surpluses not specifically allocated, as well as the related deadlines for allocating them, at 31 December 2015, is as follows:

Year	Total income from the Foundation's activities (1)	Common and specific expenses of the activities carried out in order to achieve the founding objects taken as a whole (2)	Investments made in own activities in 2014 (3)	% Amount used $((2)+(3))/(1)$	Minimum amount to be used 70% of total income (4)	(Not yet used) surplus earmarked $((2)+(3)-(4))$
2008	123.800,68	9.430,78	-	7,62%	86.660,48	(77.229,70)
2009	132.488,28	109.387,44	-	82,56%	92.741,80	16.645,64
2010	1.716.670,95	1.062.362,00	11.014,00	62,53%	1.201.669,67	(128.293,67)
2011	1.330.245,20	545.424,12	-	41,00%	931.171,64	(385.747,52)
2012	574.736,95	805.000,22	49.718,46	148,71%	402.315,87	452.402,81
2013	574.121,64	607.000,49	5.908,02	106,75%	401.885,17	211.023,34
2014	1.259.773,22	1.043.437,37	47.376,21	86,59%	881.841,25	208.972,33
2015	2.308.789,52	1.222.225,92	1.055.740,44	98,66%	1.616.152,66	661.813,70
						959.586,93

The detail of the expenses included under "Common and Specific Expenses of the Activities Carried out in Order to Achieve the Founding Objects Taken as a Whole" in 2015 and 2014 is as follows:

Income statement line item	Type of expense	2015	2014
607	Work performed by other companies	573.515,56	340.445,31
621	Rent	43.730,92	40.450,86
622	Repair and upkeep expenses	2.672,10	2.037,12
623	Professional services	74.579,75	75.140,31
625	Insurance	6.380,70	3.915,78
626	Bank Services	118,33	1.889,30
628	Utilities	5.730,19	4.372,76
629	Other expenses	44.922,09	45.925,28
631	Other tributes	2.646,34	1.130,33
640	Salaries	190.910,59	118.771,30
642	Employer social security costs	28.105,16	22.811,54
649	Other employee benefit costs	1.471,74	4.412,25
650	Aid	237.894,49	380.503,98
610	Changes in inventories of finished goods and work in progress	235,00	1.631,25
662	High financial expenses	9.312,96	0,00
	Total	1.222.225,92	1.043.437,37

Fdo.: The Secretary



Vº Bº: The Chairman




Table of use of income and proceeds.

The model established by the Ministry.

16.5- Administrative expenditure

Account	Type of expense	Basis of allocation to asset management	Amount
653	Charitable expenses		
654	Board of Trustees expenses		
	Other expenses (describe)		
TOTAL ADMINISTRATIVE EXPENDITURE			

Alternative limits on the administrative expenditure (Article 33 of Royal Decree Regulation 1337/2005)	
5% of own funds	127.707,44
Summary of administrative expenditure	
Expenses reimbursable to trustees	9.047,03
Expenses incurred directly in asset management	
Not exceeding (-) the applicable maximum limit	

The detail of the administrative expenditure recognized in 2015 is as follows:

Detail of administrative expenditure					
Concept	Name of account	Income statement line item	Type of expense	Basis of allocation to asset management	Amount
Travel expenses	Travel expenses	62904	Travel expenses	-	9.047,03
TOTAL				-	9.047,03

This administrative expenditure is incurred by the trustees as members of the Board of Trustees of the Foundation and, accordingly, are reimbursable to them provided that they are correctly supported and do not exceed the following limits:

- a.- As a general rule, up to 10% of the net income that the Foundation has obtained in the year.
- b.- If the Board of Trustees so requests expressly and provides grounds for its request, the Committee of Protectors may increase this percentage, for each year, to 20% of net income.

Fdo.: The Secretary



Vº Bº: The Chairman



c.- In exceptional cases in which, pursuant to the aforementioned rules, the administrative expenditure cannot be satisfactorily covered, the Committee of Protectors may permit, for a given year, that the amount of such expenses be calculated on the basis of the net assets up to the maximum limit of 5% of the net assets.

Financial Year	Alternative limits (Article 33 Royal Decree Regulations 1337/2005)			Expenses incurred directly in asset management (3)	Expenses reimbursable to trustees (4)	Total qualifying administrative expenditure for the year (5) = (3)+(4)	Exceeds (+) Does not exceed (-) the maximum limit (the higher of 1 and 2) - (5)
	5% of own funds (1)	20% of the basis of the calculation per Article 27 of Law 50/2004 and Article 32.1 of Royal Decree Regulations 1337/05 (2)					
		Net income	20% of total net income				
2015	127.707,44	2.308.789,52	461.757,90		9.047,03	9.047,36	-580.417,98

NOTA 17. PERSONAL DE ALTA DIRECCIÓN Y PATRONOS

In 2015 and 2014, the trustees did not receive any remuneration in any connection.

The Foundation has not granted any loans or advances to the members of the Board of Trustees and it does not have any supplementary pension, retirement bonus, special benefit or life insurance obligations to them.

The Foundation does not have any senior executives as this function is discharged by the members of the Foundation's Board of Trustees

NOTE 18. OTHER DISCLOSURES

Changes in the governing, management and representation body.

In 2015 they have been incorporated as members of MR. Francisco Enrique Gonzalez and Juan Jose Bergia Almagro.


On September 17 of 2014 M^a Francisca Perelló replaced Sebastián Nadal as Secretary of the Foundation.

The composition of the Board of Trustees at 31 December 2014 and 2013 was as follows:


2015

Members	Position	
Rafael Nadal	Founder trustee and member	Founder trustee and member
Ana María Parera	President	President
M ^a Francisca Perelló	Secretary	Secretary

Fdo.: The Secretary



Vº Bº: The Chairman



2014

Members	Position	
Rafael Nadal	Founder trustee and vocal	Founder trustee and vocal
Ana María Parera	President	President
M ^a Francisca Perelló	Secretary	Secretary

Disclosures on authorizations granted by the Committee of Protectors or administrative authority.

No transactions were performed for which authorization was requested from the Committee of Protectors in 2015 or 2014.

Employees.

The average number of employees in 2015 and 2014, by category, was as follows:

Category	31/12/2015	31/12/2014
Managers	2	2
Cleaning staff	1	1
Total	3	3

Also, the headcount at the end of 2015 and 2014, by category and gender, was as follows:

Category	2015		2014	
	Men	Women	Men	Women
Managers	-	2	-	2
Cleaning staff	-	1	-	1
Total	-	3	-	3

Fees paid to auditors.

In 2015 the fees for the financial audit services provided by the auditor of the Foundation's abridged financial statements, BDO, S.L.P., were as follows:

Description	2015	2014
Audit services	6.000,00	6.600,00
Total audit and related services	6.000,00	6.600,00
Other services	0,00	0,00
Total professional services	6.000,00	6.600,00


Off-balance-sheet agreements.

At 31 December 2015, the Foundation did not have any significant agreements not shown in the accompanying abridged balance sheet.

Fdo.: The Secretary



Vº Bº: The Chairman



Disclosures on the payment periods to suppliers. Additional Provision Three. "Disclosure obligation" provided for in Law 15/2010, of 5 July.

Set forth below are the disclosures required by Additional Provision Three of Law 15/2010, of 5 July:

	Amounts paid and payable at year-end (Thousands of euros)			
	2015		2014	
	Amount	%	Amount	%
Paid in the maximum payment period	1.760,00	100%	587,00	100%
Remainder	-	0%	-	0%
Total payments made in the year	1.760,00	100%	587,00	100%
Payments at year-end not made in the maximum payment period	-		-	

The figures shown in the foregoing table in relation to payments to suppliers relate to suppliers that because of their nature are trade creditors for the supply of goods and services and, therefore, they include the figures relating to "Payable to Suppliers" and "Other Payables" under "Current Liabilities" in the abridged balance sheet.

The maximum payment period applicable to the Foundation in 2015 under Law 3/2004, of 29 December, on combating late payment in commercial transactions and pursuant to the transitional provisions contained in Law 15/2010, of 5 July, is 60 days in the period from 1 January 2013 to 31 July 2014. On 1 August 2014, the maximum payment period was reduced to 30 days, although it may be extended through an agreement between the parties although a period of more than 60 calendar days may not be agreed on.

NOTE 19. EVENTS AFTER THE REPORTING PERIOD

In the period from 31 December 2015 to the date on which these abridged financial statements were authorized for issue no significant events took place making it necessary to amend or extend the disclosures included herein.

NOTE 20. EXPLANATION ADDED FOR TRANSLATION TO ENGLISH

These abridged financial statements are presented on the basis of the regulatory financial reporting framework applicable to the Foundation (see Note 2). Certain accounting practices applied by the Foundation that conform with that regulatory framework may not conform with other generally accepted accounting principles and rules.

Fdo.: The Secretary

Vº Bº: The Chairman

43




NOTE 14. ABRIDGED ANUAL REPPORT
APPLICATION MODELS TO EXPRESS THE DESTINATION OF INCOME AND REVENUE
(ART. 27 LAW 50/2002 and 32 R.D. 1337/2005)

I. CALCULATION OF THE APPLICATION BASE AND MINIMUM RESOURCES TO ALLOCATE OF THE FINANCIAL YEAR 01/01/2015 - 31/12/2015	
RESOURCES	AMOUNT
Income for the period	1.064.037,18
1.1. Positive adjustments of the Accounting Result (breakdown in sheet 1.1)	
1.1. A) Amount allocated for amortization of property, plant and equipment subject to activities in purposes fulfillment	22.526,44
1.1. B) Common and specific expenses to all activities performed in purposes fulfillment	1.222.225,92
TOTAL OF NON-DEDUCTIBLE EXPENSES	1.244.752,36
1.2. Negative adjustments of the Accounting Result (breakdown in sheet 1.2)	
Non computable income	
DIFFERENCE: APPLICATION BASE	2.308.789,54
Minimum resources to allocate according to the Board of Trustees' agreement	1.616.152,68
% Minimum resources to allocate to purposes according to the Board agreement	70,00%

Fdo.: The Secretary

V° B°: The Chairman

44




NOTE 14. ABRIDGED ANUAL REPORT
APPLICATION MODELS TO EXPRESS THE DESTINATION OF INCOME AND REVENUE
(ART. 27 LAW 50/2002 and 32 R.D. 1337/2005)

1.1. POSITIVE ADJUSTMENTS OF THE ACCOUNTING RESULT

1.1. A) Amount allocated for amortization of property, plant and equipment subject to activities in purposes fulfillment (Art.32.4.a) (Regulation R.D.1337/2005)				
Account number	PL entry	Patrimonial element subject to the activity with purposes fulfillment	Amortization of the patrimonial element of the fiscal	Total amortized amount of the patrimonial element
680	10	Intangible assets amortization	6.504,70	11.252,50
681	10	Property, plant and equipment amortization	16.021,74	56.151,40
TOTAL 1.1. A) Amortization			22.526,44	67.403,90

1.1. B) Common and specific expenses to all activities performed in purposes fulfillment (except amortizations and depreciation of the intangible assets, property, plant and equipment)				
Account number	PL entry	Expense description	Percentage of the allocation to the own activity in fulfillment	Amount
607	9	Work carried out by other companies	100	573.515,56
610	9	Changes in inventories of finished goods and work in progress	100	235,00
621/629	9	Rents and royalties	100	178.134,08
631	9	Taxes	100	2.646,34
640/649	8	Salaries	100	220.487,49
650	3	Other social expenses	100	237.894,49
662	15	Financial expenses	100	9.312,96
TOTAL 1.1. B) Gastos comunes y específicos				1.222.225,92

TOTAL 1.1. POSITIVE ADJUSTMENTS OF THE ACCOUNTING RESULT (Amount of the cell B10 "Non-deductible expenses" in the table I "Calculation base and minimum resources")				1.244.752,36
---	--	--	--	---------------------

Fdo.: The Secretary



Vº Bº: The Chairman



NOTE 14. ABRIDGED ANUAL REPORT**APPLICATION MODELS TO EXPRESS THE DESTINATION OF INCOME AND REVENUE****(ART. 27 LAW 50/2002 and 32 R.D. 1337/2005)****1.2. NEGATIVE ADJUSTMENTS OF THE ACCOUNTING RESULT****1.2 A) Income from the disposal or encumbrance of assets and rights provided in the form of endowment or affected by the Board on a permanent basis to the foundational purposes (art. 32.2 a) (R.D. 1337/2005)**

Account number	PL entry	Transferred or encumbered element	Amount
SUBTOTAL			0,00

1.2. B) Income from the onerous transfer of immovable property where the activity is carried out in fulfillment of the purposes with the condition of reinvesting it in real estate with the same goal (art. 32.2 b) R.D. 1337/2005)

Account number	PL entry	Property transmitted	Amount
SUBTOTAL			0,00

1.2. C) Contributions or donations received for endowment (art. 32.3 R.D. 1337/2005)

Account number	PL entry	Contribution or donation received	Amount
SUBTOTAL			0,00

TOTAL 1.2. TOTAL OF NEGATIVE ADJUSTMENTS OF THE ACCOUNTING RESULT

(Amount of the cell B12 "Ingresos no computables" in the table I "Calculation base and minimum resources")

0,00**APPLICATION MODELS TO EXPRESS THE DESTINATION OF INCOME AND REVENUE****2. RESOURCES USED IN THE YEAR.**

1. Expenditure in compliance purposes	IMPORT			TOTAL
Expenses of the activities	1.222.225,92			1.222.225,92
2. Investments made in the activity during the year (breakdown sheet 2.b)	Own Funds	Grants, donations and legacies	Debt	
2.1. Made during the year	1.055.740,44			1.055.740,44
2.2 From previous years				
a) Debts written off in the year incurred in previous exercises				0,00
b) Allocation of grants, donations and bequests of capital from previous years				0,00
TOTAL (1+2)				2.277.966,36

Fdo.: The Secretary

Vº Bº: The Chairman

46




**APPLICATION MODELS TO EXPRESS THE DESTINATION OF INCOME AND
REVENUE**

(ART. 27 LAW 50/2002 and 32 R.D. 1337/2005)

2. A) INVESTMENTS MADE IN ITSELF EFFECTIVELY ACTIVITY IN COMPLIANCE WITH FINES

Account number	Balance entry	Investment detail	Acquisition		Form of financing			Investment computed as compliance purposes		
			Date	Acquisition value	Equity	Grant, donation or bequest	Loan	Amount to the fiscal year (N-1)	Amount in the fiscal year (N)	Outstanding amount
231	II	Construction in progress	31.12.2015	1.055.740,44	255.740,44		800.000,00		1.055.740,44	
TOTALES				1.055.740,44	255.740,44		800.000,00		1.055.740,44	

Fdo.: El Secretario



Vº Bº: El Presidente



NOTE 14. ABRIDGED ANUAL REPPORT

APPLICATION MODELS TO EXPRESS THE DESTINATION OF INCOME AND REVENUE

(ART. 27 LAW 50/2002 and 32 R.D. 1337/2005)

3. ADMINISTRATIVE EXPENSES (art. 27.3 Law 50/2002 y art. 33 of the Regulation)


3.1 A) DETAILS OF ADMINISTRATIVE EXPENSES			
Account number	PL entry	Expense description	Amount
62904	9	Locomotion expenses	9.047,03
Subtotal			9.047,03

3.1 B) THE AMOUNT OF THE LIMIT ADMINISTRATIVE EXPENSES						
EXERCISE	Alternative Limits (art. 33 R.D. 1337/2005)		Expenses directly caused by the administration of the estate (3)	Compensable expenses to employers (4)	TOTAL COST MANAGEMENT EXERCISE (5)=(3)+(4)	Exceeds or does not exceed the maximum limit (the greater of 1
	5% of the equity (1)	20% of the application base (2)				
2015	127.707,44	461757,91		9.047,03	9.047,03	NO PASSES

Fdo.: El Secretario



Vº Bº: El Presidente



NOTE 14. ABRIDGED ANNUAL REPORT

APPLICATION MODELS TO EXPRESS THE DESTINATION OF INCOME AND REVENUE (ART. 27 LAW 50/2002 and 32 R.D. 1337/2005)

II. DESTINATION AND APPLICATION OF INCOME AND REVENUE TO THE PURPOSE

Exercise	SURPLUS FOR THE YEAR	NEGATIVE ADJUSTMENT	POSITIVE ADJUSTMENTS	BASE CALCULATION	RENT A EARMARK		RESOURCES FOR PURPOSES	APPLICATION OF RESOURCES FOR ITS PURPOSE TO IMPLEMENT					OUTSTANDING AMOUNT
					Import	%		2011	2012	2013	2014	2015	
2011	779.880,70	-	559.364,50	1.339.245,20	937.471,64	70%	555.692,50	1.185.661,37					1.185.661,37
2012	(249.230,30)	-	810.500,54	561.270,24	392.889,17	70%	849.529,57		937.471,64				937.471,64
2013	(46.135,52)	-	603.183,57	557.048,05	389.933,64	70%	596.497,92			392.889,10			392.889,10
2014	202.085,32	-	1.057.687,62	1.259.772,94	881.841,06	70%	1.405.914,61				881.841,06		881.841,06
2015	1.064.037,18	-	1.244.752,36	2.308.789,54	1.616.152,68	70%	2.277.966,36					1.616.152,68	1.616.152,68
TOTAL								1.185.661,37	937.471,64	392.889,10	881.841,06	1.616.152,68	1.616.152,68

Fdo.: El Secretario

Vº Bº: El Presidente

FUNDATION: RAFA NADAL

END OF 2015 INVENTORY

ASSETS AND RIGHTS						
ELEMENT DESCRIPTION	ACQUISITION DATE	TOTAL BOOK VALUE	OTHER VALUATIONS PERFORMED	AMORTIZATIONS, DEPRECIATION AND OTHER OFFSETTING ENTRIES	BURDENS AND ENCUMBRANCES	OTHER CIRCUMSTANCES
PROPERTY, PLANT AND EQUIPMENT						
Land and natural assets						
(Description)						
Constructions						
(Description)						
Technical facilities						
Terminal Digital	31.12.2012	766,76 €		68,69 €		
Other property, plant and equipment						
Other facilities	31.12.2014	38.345,18 €		2.578,50 €		
Other facilities social center	31.12.2015	36.866,71 €		6.902,13 €		
Furniture	31.12.2014	14.890,25 €		1.489,08 €		
Equipment for information processing	31.12.2014	6.315,34 €		1.584,01 €		
Furnishings social center	31.12.2015	23.831,77 €		789,28 €		
Transport Elements	31.12.2014	14.819,63 €		14.799,64 €		
Fixed assets in progress						
Constructions	31.12.2014	40.964,21 €				
Constructions	31.12.2015	995.042,46 €		2.590,02 €		

Fdo.: The Secretary




Vº Bº: The Chairman



31						
Investigation						
(Description)						
Development						
(Description)						
Administrative concessions						
(Description)	31.12.2014	315.363,03 €		6.307,26 €		
Intellectual and industrial property						
Brands	31.12.2014	535,68 €				
Computer applications						
MAC HOME LICENSES AND WARRANTIES	31.12.2012	789,74 €		197,44 €		
Other intangible assets						
(Description)						
HISTORICAL PROPERTY ASSETS						
Immovable property						
(Description)						
Archives						
(Description)						
Libraries						
(Description)						
Museums						
(Description)						
Movable property						
(Description)						
Other goods of historical and artistic value not included in the Law 16/1985						
(Description)						

Fdo.: The Secretary



Vº Bº: The Chairman



INVESTMENT PROPERTY						
Land and natural assets						
(Description)						
Constructions						
(Description)						
LONG TERM FINANCIAL INVESTMENT IN GROUP AND RELATED COMPANIES						
Marketable securities						
(Description)						
Loans and other credits						
(Description)						
OTHER LONG TERM FINANCIAL INVESTMENT						
Marketable securities						
(Description)						
Loans and other credits						
(Description)						
(Description)						
Deposits						
Endesa Deposit	31.01.2012	3.983,65 €				
Deposits Banco Sabadell	31.12.2015	1.000.000,00 €				

Fdo.: The Secretary



Vº Bº: The Chairman



FUNDATION: RAFA NADAL

END OF 2015 INVENTORY

DEBT						
	DEBT DESCRIPTION	FORMALIZATION DATE	NOMINAL VALUE	REFUND VALUE	AMORTIZED OR RETURNED AMOUNTS	SATISFIED INTERESTS
LONG TERM	CREDIT BANK DEBTS					
	Bank Sabadell Loan	19.05.2015	800.000,00 €		148.594,25 €	9.312,96 €
	(Description)					
	CREDITORS FOR FINANCIAL LEASING					
	(Description)					
	(Description)					
	DEBT WITH GROUP COMPANIES AND ASSOCIATES					
	(Description)					
	(Description)					
	SUPPLIERS OF IMMOVABLE ASSETS					
	(Description)					
	(Description)					
	BY GRANT REFUNDABLE					
	(Description)					
	(Description)					
	FOR DEPOSITS AND GUARANTEES					
	(Description)					
	(Description)					
	OTHER DEBT					
	(Description)					

Fdo.: the Secretary

Vº Bº: the Chairman

SHORT TERM	Short-term provisions	31.12.2015	22.131,96 €			
	Suppliers	31.12.2015	60.131,35 €			
	Other creditors	31.12.2015	214.475,54 €			
	Short-term accruals	31.12.2015	1.306,97 €			

Fdo.: The Secretary



V° B°: The Chairman




DEVELOPMENT OF FINANCIAL STATEMENTS

Pursuant to current trading regulations, the **Foundation of RAFA NADAL** draw up the annual accounts corresponding to the financial year ending on December 31, 2015, which are composed of the attached pages number 1 to 54.

Barcelona, June 13th 2016




Dña. Ana María Parera
President



Dña. María Francisca Perelló
Secretary

Fdo.: El Secretario



Vº Bº: El Presidente



BDO Auditores S.L., una sociedad limitada española, es miembro de BDO International Limited, una compañía limitada por garantía del Reino Unido y forma parte de la red internacional BDO de empresas independientes asociadas.

BDO es la marca comercial utilizada por toda la red BDO y para todas sus firmas miembro.

